

# RUBBAiR DOOR

---

# Standard

*With  
V-Cam Gravity  
Hinges*

Industrial grade traffic doors  
designed to absorb punishment

## Features:

- Rubber door frame and flexible foam core.
- Full-height steel shaft and mount assembly.
- Heavy duty V-cam hardware, factory aligned and pre-pinned.
- Dual pane Polycarbonate windows.
- Custom made to exact opening size.
- 1-13/16" thick, insulated construction.
- Flexible rubber facings in a choice of colors
- Sealed bearings.
- Safety cushion nosing.

## Flexible Design Absorbs Forklift Impact In Industrial Applications.

The **Standard Model** by RubbAir is *the original* flexible impact door. With its patented flexible rubber frame, flexible foam and flexible reinforcements, the **Standard Model** can twist and bend with the pounding of the roughest traffic. The flexible rubber I-beam provides a unique "memory" for the door to return to its original shape after impact. As the **Standard Model** swings open, the rubber construction absorbs the stress of heavy motorized traffic.

The flexible **Standard Model** traffic door is the perfect choice for high-use applications in food processing, wash down areas, manufacturing, cold storage, distribution and many other industrial, commercial and retail applications.

### Durable and Maintenance-free...by Design!

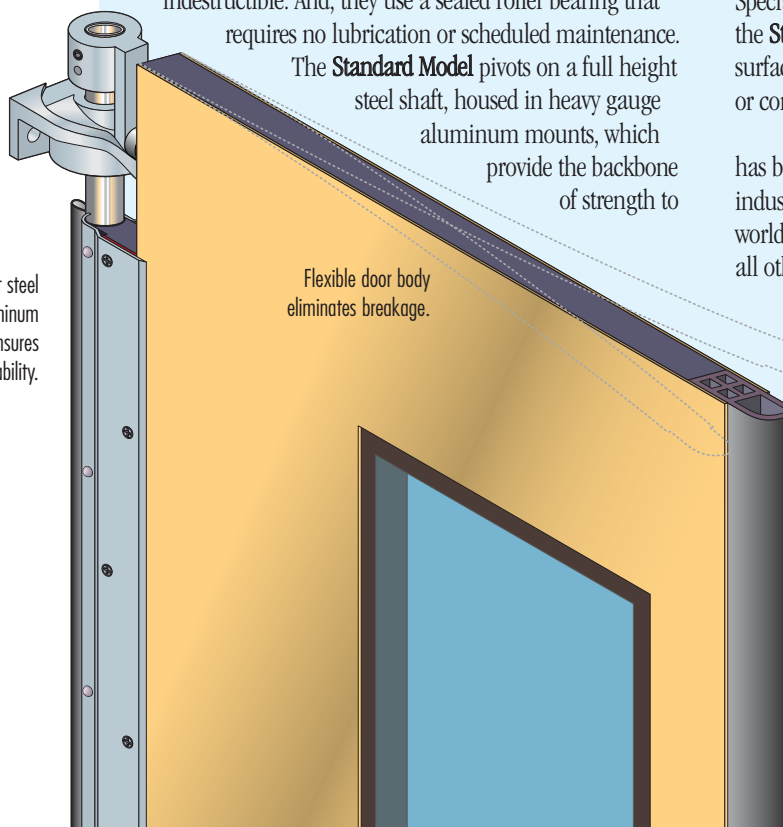
**Standard Model** doors feature a V-Cam hinge system, which is by far the most durable gravity operated mounting system in the traffic door industry with a proven 50 year track record! The cam and cam follower are made of a high tensile, ductile casting that is virtually indestructible. And, they use a sealed roller bearing that requires no lubrication or scheduled maintenance.

The **Standard Model** pivots on a full height steel shaft, housed in heavy gauge aluminum mounts, which provide the backbone of strength to

the door in the critical hinge area. Special flexible rubber facing gives the **Standard Model** a tough impact surface that will not crack, peel, chip or corrode.

Since 1952, the **Standard Model** has been successfully used in industrial settings throughout the world. It has proven to be the impact door by which all other traffic door performance is measured!

Oliver Eckel  
Founder, 1952



### XHD Option for Extreme Applications!

For large doors (openings greater than 8' wide), or where traffic flow turns before clearing the door, the **XHD Option** on the **Standard Model** is recommended for extra strength. Key stress areas inside and on the surface of the door are reinforced to provide optimal durability.

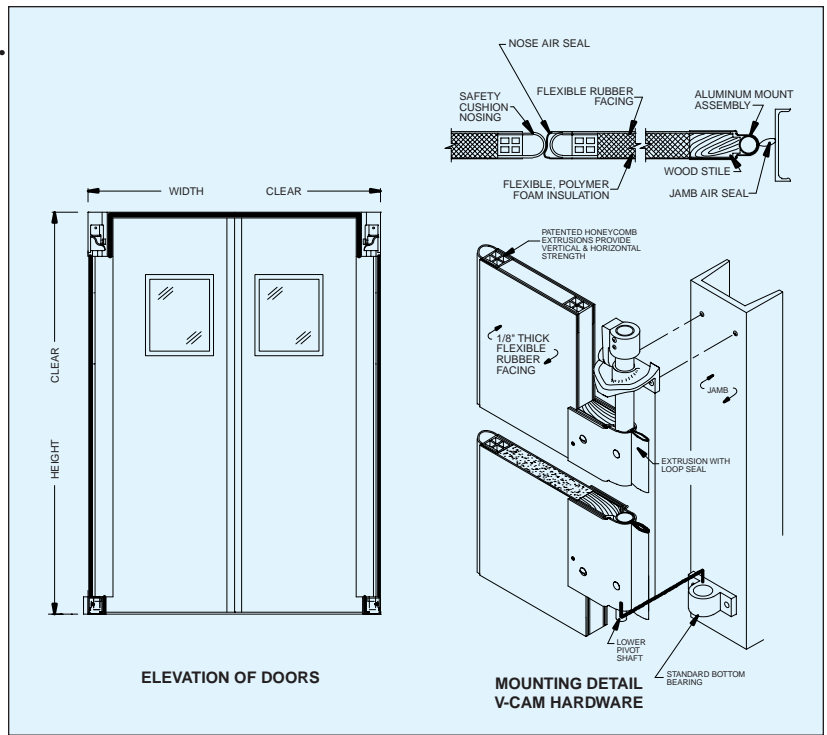
**XHD** features include:

- Internal and external back strips
- Heavy-duty steel mounts (vs aluminum)
- 8 3/4" jamb guards
- 48" high impact panels

# RUBBAiR DOOR Standard

## Additional Options:

- 8-3/4" jamb guard or combination bottom bearing and jamb guard.
- Extended swing cams for 125°, 135°, or 180°.
- Many window sizes and configurations.
- Flexible transoms recommended for openings greater than 8' high.
- Replaceable fork entry flap.
- Self-supporting steel frames, pre-drilled and tapped.
- Windows for wash down applications.
- Weld plates.



## Easy to Install. Easy to Use. Easy to Maintain.

### Easy Installation

The **Standard Model** door has been engineered for a smooth and simple installation. A mounting template is provided for marking the mounting holes. The cam hardware is factory aligned and pre-pinned to the steel shaft to eliminate unnecessary steps. Once the hardware is fastened to the jamb, the **Standard Model** door will be operational in minutes.


### V-Cam Hinges for All Applications

The **Standard Model** provides a choice of hinges featuring the V-Cam design. The 1-1/2" rise Cam is included and is best for industrial applications. For personal traffic areas where there is no wind pressure conditions, the Deep Seat Cam and/or spring assist options are available. Choose one of the extended swing cams (125°, 135°, 180°/90°) for tight turning traffic flow.

### Lifetime Warranty!

The sealed roller bearings and ductile castings of the V-Cam hardware will last the lifetime of the door! Occasional oiling of the shaft and cleaning accumulated dirt off the cam is the only maintenance suggested for long life. The cam, cam follower and bottom bearing on all RubbAir Doors are warranted for the life of the door to ensure trouble free performance!

The V-cam hinge system is ideal for heavy-duty installations with its rugged dependability and Lifetime Warranty.



3-part CSI specifications are available on disk.



The Standard Door has options for nearly every application.

Protected under one or more of the following patents:  
3,979,872,  
4,078,334,  
4,570,384

Copyright © 2001  
Bulletin # SM 010101

# RUBBAiR DOOR

The Traffic Door Company  
Eckel Industries

100 Groton-Shirley Road, Ayer MA 01432

**800-966-7822**

Tel (978) 772-0480  
sales@rubbair.com

Fax (978) 772-7114  
www.rubbair.com